


EXTRACTION MOTOR OPTIONS

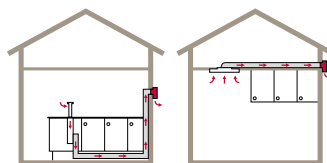
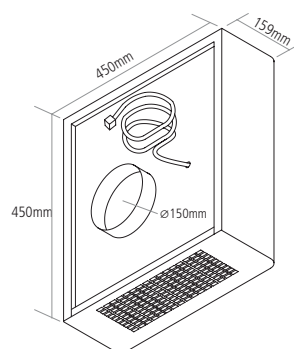


PRODUCT CODE

DDMEXT30

FEATURES

- Motor for use with Caple downdraft or ceiling extractors
- For installation on outside wall
- 7m long electrical connection cable [allowing motor installation up to 7m from the extractor]
- Stainless steel die-cast construction
- Required ducting size 150mm 
- Rigid ducting must be used



DDMEXT30
WITH DOWNDRAFT

DDMEXT30
FOR CEILING

COOKING

EXTRACTION MOTOR OPTIONS

DUE TO THE POWER AND FITMENT OF OUR EXTERNAL MOTORS, RIGID DUCTING MUST BE USED.