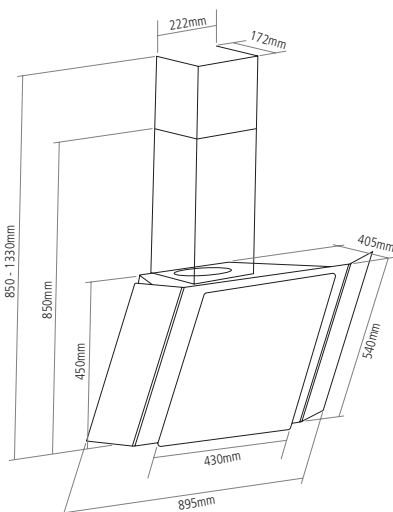




DIMENSIONS





ZELLA WALL CHIMNEY HOOD

PRODUCT CODE


ZEL900

FINISH AVAILABLE


 Gunmetal and black glass

 Black glass and aluminium [shown]

DIMENSIONS

 w:900mm

PERFORMANCE

 Energy class A
 Fluid Dynamic Efficiency A
 Light Efficiency C
 Grease Absorption D
 Annual Consumption
 43kWh/yr
 Max. extraction 612m³/h
 Max. noise level 66dB[A]

FEATURES

- Illuminated LED touch control
- 3 Speeds
- 2 x 1.5W LED lights
- Aluminium grease filters
- Required ducting size 150mm
- Recirculation kit available

OPTIONAL EXTRAS

- Recirculation kit [CAP61CF]
- Visit caple.co.uk for full range