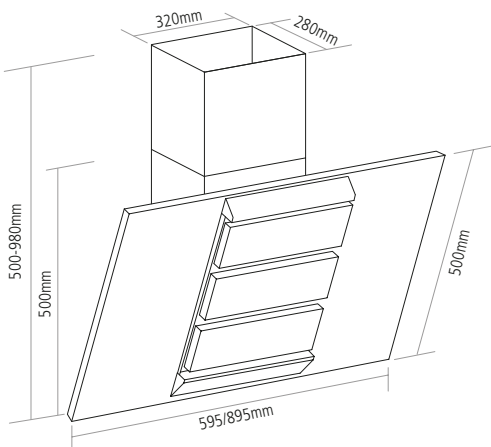




## DIMENSIONS



650mm space for electric hobs and 760mm space for gas hobs required from worktop to the mesh filter behind the centre glass panel.  
From the lowest point of the hood the distance required is 450mm for electric hobs and 550mm for gas hobs.

## SPIRIT WALL CHIMNEY HOODS

### PRODUCT CODE

SP612BK

### DIMENSIONS

↔ w:600mm

### PERFORMANCE

**e** Energy class A  
Fluid Dynamic Efficiency A  
Light Efficiency B  
Grease Absorption D  
Annual Consumption  
42kWh/yr  
Max. extraction 612m<sup>3</sup>/h  
Max. noise level 66dB[A]



### FEATURES

- Touch controls
- 3 Speeds
- 2 x 1.5W high intensity LED lights
- Aluminium grease filters
- Supplied with 2m length of semi-rigid ducting
- Required ducting size 150mm
- Recirculation kit available

### OPTIONAL EXTRAS

- Recirculation kit [CAP61CF]  
Visit [caple.co.uk](http://caple.co.uk) for full range

### FINISH AVAILABLE

-  Stainless steel with glass panels
-  Black with black glass panels [shown]